

How to Determine UCSF's SAM Registration & Expiration Date

Institutions may require a completed "subrecipient commitment form" at proposal stage when UCSF is a subrecipient on their proposals. A question that frequently appears on those forms is whether UCSF has current SAM registration and when it expires. In order to determine UCSF's SAM registration:

1. Go to the SAM Web site: <https://www.sam.gov/portal/SAM/#1>
2. Click on "Check Status" and enter DUNS number 094878337
3. The status report provides the expiration date:








SAM Status Tracker

Check registration status by typing in a DUNS number.

DUNS Number Plus 4 (Optional)

Status: Active

Your registration was activated on Mar 06, 2014. It expires on Mar 05, 2015 which is one year after you submitted it for processing.

						
Core Data	Assertions	Reps & Certs	POCs	Submit	Processing	Active
Completed	Completed	Completed	Completed	Completed	Completed	Completed